



# INSTRUCTIONS FOR USE

## Medical Hose Assembly



**HS-LLCG-XXYYZZ(U)**



*Basic matrix shown. Consult the Ohio Medical website for full matrix or contact your Ohio Medical representative.  
The product package label contains your product identifier and description.*









**Rx Only**

## IMPORTANT: SAFETY INSTRUCTIONS

This manual provides you with important information about the Medical Hose Assemblies and should be read carefully to ensure the safe and proper use of this product.

Read and understand all the safety and operating instructions contained in this booklet.

If you do not understand these instructions, or have any questions, contact your supervisor, dealer or the manufacturer before attempting to use the apparatus.

<b>WARNING</b>	Indicates a potentially hazardous situation, which if not avoided, could result in death or serious injury		
<b>ATTENTION</b>	Indicates a potentially hazardous situation, which if not avoided, could result in minor or moderate injury		
<b>CAUTION</b>	Indicates a potentially hazardous situation, which if not avoided, could result in damage to the device or other property		
	Symbol indicates the device complies with the requirements of Directive 93/42/EEC concerning medical devices (on CE marked devices only)		
	Caution: Consult operating manual		Serial Number
	Manufacturer		Catalog Number (Device Identifier).
	Consult operating manual		Use no oil
	Manufacturer's authorized representative in the European Union		
<b>Rx Only</b>	Caution: Federal (USA) Law restricts this device to sale by or on the order of a licensed healthcare provider.		

## RECEIVING INSPECTION

Remove product from package and inspect for damage. Verify that the model received is in working order. If product is damaged or incorrect, do not use. Contact your dealer, equipment provider or manufacturer. After thorough inspection of the product, please note any and all caution and warning labels in this manual.

**ATTENTION:** It is very important to allow product to remain in original packaging for 24 hours to acclimatize to room temperature before use.

**ATTENTION:** When storing the Medical Hose Assembly, ensure it is kept in a sealed package to avoid environmental damage. Store in a clean and dry environment to prevent damage.

**ATTENTION:** Ohio Medical does not guarantee flow rates for hoses over 20 feet (6.1 meters)

---

## USER RESPONSIBILITY

---

This product performs as explained in this manual. This holds true as long as the assembly, use, repair and maintenance are properly followed according to our instructions. Periodic review of this device is recommended. If any damage or defects are present, the product should not be used. This includes parts that may have been altered, contaminated, worn or missing. If any of the above are noted, immediate repair/replacement is required. It is recommended that the Hose Assembly be replaced within Ten (10) years from date of manufacture. Ensure that all connections are tightened and free of leaks prior to use. Use only an oxygen-safe leak detector when testing for leaks. DO NOT gas sterilize with ETO. DO NOT clean with pungent hydrocarbons.

In compliance with the Ohio Medical Warranty, repair of this device is not to be performed by anyone other than an Ohio Medical trained professional and done in strict accordance to the written instructions provided by Ohio Medical. If this device is subject to improper maintenance, repair, use and/or abuse leading to malfunction of the device, replacement is the sole responsibility of the user.

### TO MINIMIZE THE RISK OF EXPLOSION OR FIRE:

- NEVER attempt to attach a Medical Hose Assembly directly to a cylinder.
- NEVER use grease, oil, organic lubricants or flammable materials on or near the Medical Hose Assembly.
- NEVER smoke in an area where Oxygen is being used.
- NEVER use any type of flame or flammable or explosive material near the Medical Hose Assembly.
- ALWAYS follow CGA, ANSI and BS EN ISO 5359 standards for Hose Assemblies and Medical Gas Products (E-7) and Oxygen Handling (G-4).

---

## INTENDED USE

---

The Amvex Medical Hose Assemblies are intended for conveying medical gases or providing vacuum in nonhazardous locations. Our Medical Hose Assemblies are available in many different styles and combinations, made according to your requirements. They are to be used under the direction of a health care professional.

---

## SPECIFICATIONS

---

Amvex Medical Hose Assemblies are manufactured with medical grade PVC tubing. The tubing is reinforced with nylon braiding. The maximum working pressure is 200PSI @ 70° F. The fittings are permanently crimped on each end with ferrules. Amvex Hose Assemblies under 20 feet, with gas specific fittings comply with ISO 5359.

**WARNING:** Prior to administering medical gases, confirm required gas/suction.

**MRI WARNING:** Some Amvex Medical Hose Assemblies may contain magnetic, ferrous material that may affect the result of an MRI. For MR Conditional options, contact your Ohio Medical Representative at 1.866.549.6446.

---

## OPERATING INSTRUCTIONS

---

1. Inspect the Medical Hose Assembly for damage. If any damage is found, do not use the Medical Hose Assembly.
2. Connect the Medical Hose Assembly to the medical device gas specific connection.
3. Connect the Medical Hose Assembly to the correct mating gas specific outlet. The Medical Hose Assembly is gas specific according to the fittings permanently crimped on.

**ATTENTION:** Only people that have been properly trained on the use of the Medical Hose Assembly should use this product. Keep the Medical Hose Assembly in a clean area when not being used. Ensure that all connections are tightened.

**ATTENTION:** The flow may be affected by the attachment of multiple hoses.

**CAUTION:** Connection to the gas source must be done by using only the appropriately indexed fitting.

## CLEANING INSTRUCTIONS

---

**WARNING:** DO NOT submerge product in any form of liquid. This will cause damage and void the warranty. Wipe outside of product with a clean cloth, which is dampened with a mild cleaning solution.

## TROUBLESHOOTING

---

Contact your dealer or technical support at Ohio Medical for assistance if the Amvex Medical Hose Assembly does not function as expected.

## PREVENTATIVE MAINTENANCE

---

Inspect the product before and after use for any damage and ease of operation.

### WARRANTY

Ohio Medical (the Company) LLC warrants its Medical Secondary Equipment to be free from defects in material and workmanship for a period of Five (5) years from the date of shipment. Within the first Twelve (12) months from date of shipment the Company will repair or replace any part which is proven to be defective at the Company's cost. After the first Twelve (12) months, the Company will send the parts to the customer free of charge, but the shipping and installation will be borne by the Customer. This warranty is valid only when the product has been properly installed according to the Company specifications, used in a normal manner and serviced according to factory recommendations. It does not cover failures due to damage occurring in shipments or failures resulting from accidents, misuse, abuse, neglect, mishandling, alteration, misapplication or damage that may be attributable to acts of God. THE COMPANY DOES NOT HONOR VERBAL STATEMENTS CONCERNING THE WARRANTY. The distributor and/or dealer is not sanctioned to create verbal warranties about the product described in this agreement. Any statements will not be honored or be made part of the agreement of sale. This document is the final, complete and exclusive terms of the agreement. THIS WARRANTY IS EXCLUSIVE AND REPLACES ALL OTHER WARRANTIES. The Company shall not, under any circumstances, be liable for incidental or consequential damages including, but not limited to, profit loss, loss of sales or injuries to person(s) or property. Correction of non-compliances as noted above will result in completion of all liabilities of The Company whether based on agreement, neglect or otherwise. The Company reserves the right to stop manufacturing any product or change materials, designs or specifications without notice. All claims for warranty must first be approved by the Company's Customer Service Department: (customerservice@ohiomedical.com or 866.549.6446). A valid Return Materials Authorization (RMA) number must be obtained prior to the commencement of any warranty claim



Ohio Medical, LLC  
1111 Lakeside Drive, Gurnee, IL 60031 USA +1 (866) 549 6446 | [www.ohiomedical.com](http://www.ohiomedical.com)

© 2020 Ohio Medical LLC. This document contains information that is proprietary and confidential to Ohio Medical LLC. Use of this information is under license from Ohio Medical LLC. Any use other than that authorized by Ohio Medical LLC is prohibited. Ohio Medical LLC, the Ohio Medical logo, Amvex and the Amvex logo are registered trademarks of Ohio Medical, LLC.



**EMERGO EUROPE**  
Prinsessegracht 20 2514 AP The Hague The Netherlands

**AUSTRALIAN SPONSOR: EMERGO AUSTRALIA**  
Level 20, Tower II Darling Park 201 Sussex Street Sydney, NSW 2000 Australia